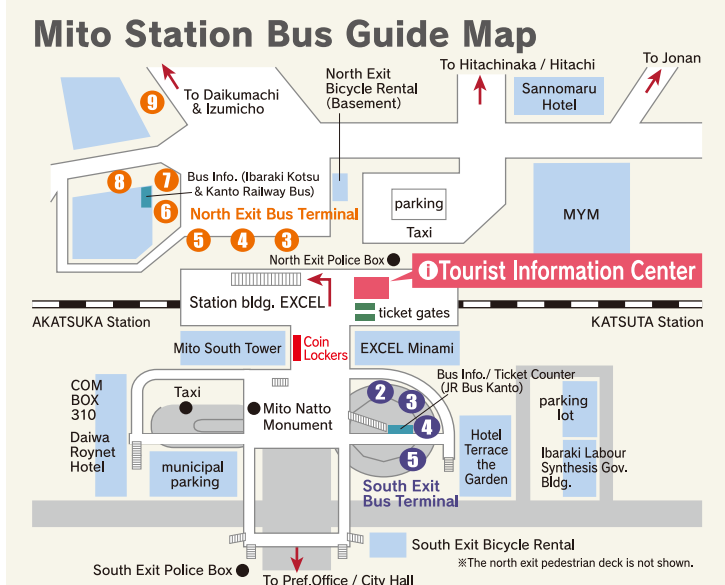




**FACILITY INFO.** ¥ Admission OpHrs Opening Hours  
Closed Closed Day(s) P Parking Bus Bus Information  
※※At each location,additional fees may apply during special exhibitions and events.  
※ "Bus Information" provides details on public buses from Mito Station.



**Access to Mito**  
●Train Shinjawa to Mito: Ltd.Exp/1h 25 min Tokyo to Mito: Ltd.Exp/1h 20 min  
Shinjawa ↔ Tokyo ↔ Ueno ↔ Mito Sta.  
●Expressway Bus  
Yaesu South Exit of Tokyo Station For Mito (Mito-go): approx. 2h  
Haneda Airport Haneda Airport Route: approx. 2h 10min  
Narita Airport Narita Airport Route: approx. 1h 45min  
Ibaraki Airport Ibaraki Airport Route: approx. 40min

**Rental Bike Information**  
For the details, please check online.

### ① Kairakuen Garden

MAP C-4  
1-3-3, Tokiwa-cho Tel029-244-5454 https://www.ibarakiguide.jp/kairakuen.html/



Kairakuen Garden, one of the three great gardens of Japan, was originally built by Nariaki Tokugawa in 1842. In the garden, approximately 3,000 plum trees of 100 varieties are grown and their blossoms give off subtle fragrance in early spring. Other spring flowers such as cherry blossoms and azaleas, and autumn flowers like bush clovers bloom beautifully. Kobuntei, a historic three-story building in the garden, still conveys Mito samurai character and atmosphere, and from the 3rd floor you can enjoy panoramic view looking out over Lake Senba.

¥ High school students and over: 300yen (230)  
Elementary / Junior high school students: 150yen (120) ( ) Admission fees for visitors in a group of 20 or more people.  
Closed None (Open 7 days a week) OpHrs 6am-7pm (7am-6pm, Oct.1 - Mar.31)  
P Regular car 500 yen / day, microbus 1,500 yen large bus 2,500 yen  
Bus Mito Station north exit, bus stop No.4 → Take a bus for "Kairakuen" and get off at "Kairakuen-mae".Or at bus stop No.6 → Take a bus for "Kairakuen" and get off at "Kairakuen". (15 mins. 240 yen)


### Kobuntei

¥ High school students and over: 200yen (150)  
Elementary / Junior high school students: 100yen (80)  
Adults aged 70 and over: 100yen (100)  
( ) Admission fees for visitors in a group of 20 or more people. Closed Dec.29-31  
OpHrs 9am-5pm (closed at 4:30pm, Oct.1-Mar.31) ※Open until 5pm during the Plum Festival



### ② Kodokan Mito Han School

MAP I-4  
1-6-29, Sannomaru Tel029-231-4725 https://www.ibarakiguide.jp/




Founded by Nariaki Tokugawa in 1841, this old clan school was one of the largest warrior schools in Japan at that time. Yoshinobu Tokugawa, the last shogun, started to be given special education here at the age of 5. Within the compound, there are 800 plum trees of around 60 varieties and from later February to the end of March, visitors can enjoy beautiful plum blossoms and their refreshing fragrance.

¥ High school students and over: 400 yen (300)  
Elementary / Junior high school students: 200 yen (150)  
Adults aged 70 and over: 200yen (200)  
( ) Admission fees for visitors in a group of 20 or more people.  
OpHrs 9am-5pm (closed at 4:30pm, Oct.1-Mar.31) ※Open until 5pm during the Plum Festival  
Closed Dec.29-31 P Free (including large buses) Bus Access on foot (8mins. walk from Mito Station)

### ③ Lake Senba

MAP D-6 Senba-cho, Mito




A gourd-shaped lake, located in the southeast of Kairakuen Garden. The cherry-tree walkways along Lake Senba is fit for walking and jogging. There is a lakeside cafe, which is popular among the locals as an oasis of calm and natural beauty. Swan-shaped pedalos and rowing boats are available to rent at this lake.

¥ Rental fees - Rowing boat ( up to 3 people ) : ¥700/30 minutes  
- Swan pedalo ( up to 3 people ) : ¥1500/30 minutes  
OpHrs 8:30 - sundown Closed open every day (excepting bad weather)  
Bus Mito Station north exit, bus stop No.6 → Every bus except for the ones bound for Kairakuen is all right. Get off at "Senba-ko Lake". (15 mins. 240 yen)

### ④ Tokugawa Museum

MAP A-6  
1-1215-1, Migawa museum@tokugawa.gr.jp http://tokugawa.gr.jp/




This is the only museum that houses a huge collection of materials passed down from the Mito Tokugawa Family. The collection is comprised of approximately 30,000 articles inherited mainly from the first Tokugawa Shogun, Iyasu, along with those of successive domain lords and their wives, and 30,000 written materials that were gathered for the compilation of "Dainihonshi" (Great History of Japan). The belongings of Shogun Yoshinobu as well as the famous "Inro" (small lacquered case) owned by Lord Mitsukuni are also on display.

¥ High school students and over: 1,500 yen (1,400)  
Elementary / Junior high school students: 1,100 yen (1,000)  
( ) Admission fees for visitors in a group of 30 or more people.  
※Changes may occur depending on the exhibit. Please inquire at the ticket window.  
Closed New Year's Holiday OpHrs 9am-5pm P Free (including large buses)  
Bus Mito Station north exit, bus stop No.4 → Take a bus for "Sakuranomaki Koko / Mito Iryo Center" or "Sakuragawa Nishi Danchi", and get off at "Migawa Nicho-me". (20 mins. 270 yen)

### ⑤ The Museum of Modern Art, Ibaraki

MAP F-7  
666-1, Senba-cho Tel029-243-5111 http://www.modernart.museum.ibk.ed.jp/



Located near beautiful Lake Senba, this art museum has more than 4,000 modern art works from Japan and abroad, including pieces by Taikan Yokoyama (born in Mito), Usen Ogawa and Tsune Nakamura (from Ibaraki) as well as Monet, Renoir and Pissarro. Every season regular exhibition from the collection is replaced.

¥ Adults: 320 yen (240)  
High school / College students: 240 yen (180)  
Elementary / Junior high school students: 180 yen (120)  
Adults aged 70 and over: 160yen (120) ( ) Admission fees for visitors in a group of 20 or more people.  
※Admission fees vary depending on special exhibitions.  
Closed Mondays (when a public holiday falls on Monday, the next day will be closed), Dec.29-Jan.1  
※The closing days might be changed when necessary.  
OpHrs 9:30am-5pm (last admission 4:30pm)  
P Regular car: 420 yen / day, microbus: 840 yen, large bus: 1,570 yen  
Bus Mito Station north exit, bus stop No.8 → Take a bus and get off at "Bunka Center Iriguchi". (5 mins. 170 yen)

### ⑥ Tokiwa-jinja Shrine

MAP C-4  
1-3-1, Tokiwa-cho Tel029-221-0748 http://komonsan.jp



Tokiwa-jinja Shrine is dedicated to two influential feudal lords of Mito Domain: the 2nd lord Mitsukuni Tokugawa and the 9th, Nariaki Tokugawa. In the Gireshukan museum, visitors can view artifacts such as a historic war drum.


### Gireshukan

¥ High school students and over: 300 yen(250)  
Elementary / Junior high school students: 100 yen (50)  
( ) Admission fees for visitors in a group of 20 or more people.  
Closed Thursdays (every day open during the plum blossom festival, Golden Week holidays, Aug.13-16 and Sept.1-20) 9:30am-3:30pm (9am-4pm during the plum blossom festival and on weekends and public holidays)  
OpHrs Regular cars: 100 yen per 20 mins, minibuses: 1,000 yen per day  
Bus Mito Station north exit, bus stop No.4 → Take a bus for "Kairakuen" and get off at "Kairakuen-mae". Or at bus stop No.6 → Take a bus for "Kairakuen" and get off at "Kairakuen". (15 mins. 240 yen)



### ⑦ Ibaraki Prefectural Museum of History

MAP B-3  
2-1-15, Midori-cho Tel029-225-4425 http://www.rekishikan-ibk.jp/



This museum collects and exhibits articles related to the history of Ibaraki Prefecture. Visitors can see a historic water mill and the old building of Mitsuikaido Elementary School (originally built in 1881), which was relocated and reconstructed. Items related to "Shogun" Yoshinobu are also exhibited in the Hitotsubashi Tokugawa Memorial Room.

¥ Adults: 160yen (130) College students: 80yen (60) High school students or younger: FREE  
Adults aged 70 and over: 80yen(60) ( ) Admission fees for visitors in a group of 20 or more people.  
Fees are subject to change during special exhibitions.  
Closed Mondays (when a public holiday falls on Monday, the next day will be closed) New Year's holidays and the museum's annual adjustment period  
OpHrs 9:30am-5pm (last admission 4:30pm) P Free (including large buses)  
Bus Mito Station north exit, bus stop No.4 → Take a bus for "Kairakuen" and get off at "Midori-cho Rekishikan-mae". Or take a bus for "Kairakuen" direction and get off at "Rekishikan Kairakuen Iriguchi". (15 mins. 240 yen)

### ⑧ Birthplace of Mito Komon

MAP I-6  
2-2-29, Sannomaru



Mitsukuni Tokugawa, other wise known as Mito Komon, was born at the house of his father's retainer, Miki Nihei-yukitsugu, in 1628. He was raised as a member of the Miki family until he was 4. Currently, the Mito Komon Shrine resides on this place.

¥ FREE Closed None (Open 7 days a week) P FREE  
Bus Access on foot (5 mins. walk from Mito Station).

### ⑨ Toshogu Shrine

MAP H-5  
2-5-13, Miyamachi Tel029-221-3784



This shrine was built by the first feudal lord of Mito domain, Yorifusa Tokugawa, in dedication to his father Iyasu Tokugawa. Today, Yorifusa is also enshrined here. In the precincts, visitors can see the copper lanterns donated by Yorifusa.


¥ FREE Closed None (Open 7 days a week)  
P FREE OpHrs 8:30am-5pm  
Bus Access on foot (5 mins. walk from Mito Station).

### ⑩ Art Tower Mito

MAP F-2  
1-6-8, Goken-cho Tel029-227-8111 https://arttowermito.or.jp/

This is a place for new art culture. It consists of a concert hall, a theater and a contemporary art gallery. The regular members of the orchestra and the theater have been creating original art scenes. There are a museum shop and a restaurant as well as a unique 100-meter-tall tower from which you can enjoy the magnificent view.

¥ <Tower> High school students and over: 200 yen  
Elementary / Junior high school students: 100 yen  
<Guided Tour> High school students and over: 500 yen (11am and 2pm.) Elementary / Junior high school students: 400 yen  
※Guided tours may not be conducted due to events. Please inquire in advance.  
Closed Mondays (when a public holiday falls on Monday, the next day will be closed), The year-end and New Year's holidays  
OpHrs 9:30am-6pm  
P FREE for the first 30 mins More than 30 mins up to 1 hour: 200 yen Over 1 hour: 100 yen per half hour (Reservation required for buses)  
Bus Mito Station north exit, bus stop No. 4, 5, 6 and 7 → Take a bus for "Daikumachi" direction, get off at "Izumi-cho Itcho-me" and walk 2 mins. Or from bus stop No.4 → Take the city loop bus ("shinai junksan bus") anti-clockwise route ("uchimawari"), and get off at "Mito Geijutsukan-mae". (10 mins. 170 yen)



No trip to Mito would be complete without sampling some natto, a popular Japanese savoury food made from fermented soy beans – are you up to the challenge?

### Natto Challenge!



Ibaraki Prefecture non-authorized character **Natto Fairy Nebaru-kun**  
My father is soybeans and my mother is natto. A natto fairy born in this world to make everyone in the world love natto.

The Youtube channel "Nebaneba TV" delivers daily videos that can be enjoyed by children and adults alike. Please come to see.

What other natto dishes can you find?

**Japan Heritage designated in 2015**  
**Educational Heritage Collection from Early-Modern Japan**  
- The Origins of Academics and Decorum -  
Kodokan (the former clan school of Mito Domain),  
Tokiwa Park (Kairakuen Garden), The site of Nishin Juku The former Mito Shokokan  
The Dai Nihonshi (Great History of Japan)  
https://www.youtube.com/watch?v=s3po6lm28ck

### Inquiries about Sightseeing

**Mito Tourist Information Center** 029-221-6456  
Miyamachi 1-1-1, Mito City next to JR Mito Station Ticket Gate

**Ibaraki Prefectural Tourism & Local Products Association**  
029-226-3800 Sannomaru 1-5-38, Mito City

**Bloom! Mito City**



Mito City Tourism Guide





## Mito Tokugawa Walking Guide

Sample Course (on foot)		Time Required
Nariaki Tokugawa Route - best during Autumn		
Mito Station  Museum of Modern Art  Lake Senba  Kairaku-en/Tokiwa-jinja		Approx. 6 hrs.
Tokugawa Museum  Museum of History  Kodokan  Mito Station		
Yorifusa Tokugawa Route		Time Required
Mito Station  Museum of History  Kairaku-en/Tokiwa-jinja		Approx. 5 hrs.
Bizenbori  Birthplace of Mito Komon  Kodokan  Mito Station		
Sample Course (on foot + bus)		Time Required
Nariaki Tokugawa Route		
Mito Station  Tokugawa Museum  Kairaku-en/Tokiwa-jinja  Museum of History		Approx. 4 hrs.
Art Tower Mito  Kodokan  Site of Mito Castle  Mito Station		
Yoshinobu Tokugawa Route A		Time Required
Mito Station  Tokugawa Museum  Kairaku-en/Tokiwa-jinja  Museum of History		Approx. 4 hrs.
Kaiten-jinja/Howaen Park  Kodokan  Mito Station		
Yoshinobu Tokugawa Route B		Time Required
Art Tower Mito  Kodokan  Site of Mito Castle  Mito Station		Approx. 5 hrs.
Tokugawa Museum  Kairaku-en/Tokiwa-jinja  Museum of History  Art Tower Mito		

## Accommodations

(In the order of Japanese syllabary)			Hotel Name	Telephone	Map Area	Hotel Name	Telephone	Map Area
Urban Business Hotel	029-221-3360	G-5	Toyoko Inn	029-221-1045	J-7	Mito Keisei Hotel	029-226-3111	I-5
APA Hotel - Mito Eki Kita	029-225-8811	H-4	Business Hotel Kamoshita	029-231-3900	I-6	Mito Silver Inn	029-225-0011	H-5
APA Hotel Mito Eki Mae	029-231-3151	I-7	President Hotel Mito	029-300-1100	I-8	Mito Daiichi Hotel (main bldg.)	029-221-8855	F-4
Hotel Trend Mito	029-231-6999	I-8	Hotel Ark Business	029-228-0333	I-8	Mito Daiichi Hotel (annex)	029-227-1111	G-7
Kairaku-en Youth Hostel	029-226-1388	B-3	Business Hotel Izumiya	029-231-2295	D-3	Mito Prince Hotel	029-227-4111	I-7
Court Hotel Mito	029-233-3111	I-8	Hotel the West Hills Mito	029-303-5111	D-2	Hotel Mimatsu Annex	029-231-8110	G-5
Sannomaru Hotel	029-221-3011	I-6	Hotel Sato Mito	029-228-2811	G-3	Hotel Mimatsu	029-224-3005	H-5
Super Hotel Mito	029-231-9000	D-3	Hotel Terrace the Garden	029-300-2500	I-7	Mito Riverside Hotel	029-224-1515	G-7
Smile Hotel	029-233-2511	H-7	Hotel New Seiko	029-221-3221	B-1	Mito Plaza Hotel	029-305-8181	
Daiwa Roynet Hotel	029-303-3311	H-6	Hotel Mets	029-222-3100	H-6	Hotel Sealuck Pal Mito	029-241-1486	
			Hotel Lake View Mito	029-224-2727	H-6	Hotel Route Inn Mito Kenchomae	029-305-0111	

## Mito Food Highlights



**Stamina Ramen**  
thick ramen noodles topped with a sweet-spicy sauce and plenty of veg



**Mito Clan Ramen**  
ramen based on the ramen eaten by Mito Komon, lord of the Mito Clan and one of the first people in Japan to eat ramen.



**Eel**



**Anglerfish**



**Hitachi Beef**  
wagyu beef produced in Ibaraki Prefecture



**Mito Komon Cuisine**  
dishes incorporating locally produced, seasonal ingredients and principles from eastern medicine, as loved by Mito Komon.

## Souvenirs from Mito

### Top 3 Mito Souvenirs, as chosen by us!

\*Selected from Mito City's Official Best Souvenir Collection



**1st Place**  
Mito no Ume Fukuyui mochi  
a soft daifuku rice cake filled with sweet plum paste.



**2nd Place**  
Mito no Ume  
a soft rice cake filled with sweet white bean paste and wrapped in a perilla leaf.



**3rd Place**  
Mito no Ume Fukuyui Pie  
a soft a buttery mini pie filled with sweet plum paste.

\*Made using plums grown in Mito

**Chosen by us!** Mito City International Association Japanese Class members

